


Get Curious About Reading Party Kit!



In celebration of the
75th anniversary of
Curious George
by H. A. Rey
Happy Birthday,
George!

2016 marks the 75th birthday of everyone's favorite monkey—Curious George! Celebrate all summer long by hosting a Summer Reading Club in your bookstore, library, or right at home.

Use the fun materials in this party kit to keep kids curious about reading this summer with their good friend Curious George. Inside you'll find party theme ideas, decorating tips, reproducibles, book-tracking tools—and more!



Get Curious About Reading

What's Inside Your Party Kit

This kit contains everything your store or library needs to throw the perfect summer reading event (or many events!) alongside Curious George. From themed parties to smaller ideas that incorporate a little added curiosity to your existing programming, this kit contains something for everyone!

SECTION 1

Summer Reading Club Party Themes Pages 3–12

For Those Who Really Want to Celebrate!

Includes everything you need to throw a Curious George–themed party! Five different themes included. Each party theme has decorating tips, activities, and a free activity sheet for your event.

Themes include: The Zoo • The Beach • Gardening • Neighborhood Heroes • Birds

SECTION 2

Summer Reading Club Icebreaker Activities Pages 13–14

For Those Just Looking to Add a Curious George Twist


Includes ideas and inspiration for simple curiosity-themed activities to incorporate some Curious George fun into your store or library's existing summer reading clubs or events.

SECTION 3

Summer Promotional Ideas Pages 15–16

For Those Who Want to Go the Extra Mile

Includes supplementary ideas and inspiration for more fun events to entice families to visit your location during the hot days of summer. Whether you have 15 minutes or 2 weeks to plan for it, there's something for everyone!



SECTION 4

Reproducible Activity Sheets and Assets Pages 17–28

For Everyone!

This section includes activity sheets to print and distribute to guests at your themed Curious George event, or for any summer reading event in-store that could use a little added curiosity twist.

Visit CuriousGeorge.com/GetCurious for more art assets, recommended book lists, and more to help plan your summer reading events, whether big or small. And tag us at #GetCurious when sharing Curious George summer reading festivities!

Happy planning!



#GetCurious

SECTION 1

SUMMER READING CLUB PARTY THEME

Curious About the ZOO

Your curious readers love animals. Throw a summer reading party about the zoo and all the interesting animals that live there!

Decorating Tips

- Encourage staff to wear zookeeper hats/pith helmets or animal-ear headbands from a party store.
- Have a large display of fiction and nonfiction books about zoo animals for kids and parents to look through. Monkeys are favorite zoo animals, so be sure to include plenty of Curious George titles! See book list on page 28.
- Tuck stuffed zoo animals around the party area on book shelves and near the checkout.
- Use sidewalk chalk to make animal footprints leading to the front door.
- Drape animal-print throws around the party area or use as tablecloths for displays.

Circle Time Activities

- Encourage kids to bring their favorite stuffed zoo animals to snuggle with during story time. Invite the children to introduce their animals to the group and to share one fact they know about that type of animal.
- Invite the children to stand in place and act out zoo animal movements and noises when the leader calls out: "I'm curious about lions!" Continue the game by substituting in different animals: elephants, monkeys, zebras, meerkats, flamingos, etc.
- Read *Curious George Goes to the Zoo* aloud to the group.
- Teach the children a zoo song (to the tune of Frère Jacques):

*Camels, big cats
Bears and fruit bats
At the zoo
Lots to do!
See the panda snoring
Hear the lion roaring
Peacocks blue
At the zoo*

Sing it in rounds!




- What's Curious George's favorite snack? Bananas, of course! Serve bananas cut in half to your curious readers.





Curious About the ZOO Activity Sheet

Curious George loves to visit his animal friends at the zoo. Cut out the puppets below and tape a craft stick to the back of each one to use as a handle. Can you act out a zoo adventure story starring George and his friends?





#GetCurious

SUMMER READING CLUB PARTY THEME

Curious About the BEACH

Surf's up! Whether you live by the ocean or miles inland, your curious readers will love spending an afternoon at the beach in your store or library!

Decorating Tips

- Encourage staff to wear sunscreen across their noses and perch sunglasses or floppy beach hats on their heads.
- Spread colorful beach towels on the floor in the party area for your curious readers to sit on.
- Hang inflated beach balls from bookshelves and light fixtures and prop a beach umbrella over the checkout area.
- Create a playlist of Beach Boys songs or other beach-themed tunes to play in the background as kids and families arrive.
- Have a large display of beach-themed books for kids and parents to look through, including *Curious George Goes to the Beach*.



Circle Time Activities

- Teach the kids how to do “the wave.” Invite everyone to form a large circle and then kneel on the floor and sit back on their heels. The leader pops up on her knees and throws her arms up; as she lowers her arms and moves to sit back down on her heels, the next person pops up and throws his arms up, etc. See how fluid you can make your wave with practice.
- Read *Curious George Goes to the Beach* aloud to the group.
- Talk about the animals that live at the beach. Can the children caw like seagulls? Make pincher fingers and walk sideways like crabs? Fly in a line, one behind the other, like a flock of pelicans? Bark like a sea lion? Can they ride a surfboard like Curious George?
- How much do your curious readers know about blue whales? Write facts on slips of paper and put them in a plastic beach bucket. Pass the bucket and let your curious readers select a slip for you to read aloud. **Blue whale facts:** Blue whales are the largest animals on earth. Blue whales are mammals, not fish, so they breathe air like we do. Blue whales are 80–100 feet long. A blue whale’s heart can weigh as much as a car. A blue whale’s tongue can weigh as much as an elephant. Blue whales are among the loudest animals—their calls can be heard miles away. Blue whales eat krill, a small aquatic life form. Blue whales typically live 80–90 years.
- Serve “sea and sand” snacks to your curious readers. Top a layer of blueberry yogurt “sea” with crushed graham cracker “sand” in a clear plastic cup. Add a few round jelly beans on top for beach balls!





#GetCurious

Curious About the BEACH Activity Sheet

Curious George loves to go surfing when he visits the beach. Draw the animals that live in the sea below surfing George.





#GetCurious


SUMMER READING CLUB PARTY THEME

Curious About GARDENING

Plant the seeds of knowledge with your curious readers by throwing a gardening party!

Decorating Tips

- Encourage staff to wear gardening hats, overalls, gardening aprons, and/or flowered clothing.
- Cut simple flower shapes out of construction paper and tape them on bookshelves and walls.
- Have a large display of fiction and nonfiction books about flowers, vegetables, insects, and gardening for kids and parents to look through, including *Curious George Grows a Garden*, *Curious George Plants a Tree*, and *Curious George: The Perfect Carrot*.
- Scatter plastic flowerpots, seed packets, watering cans, and gardening tools around the party area and tuck them into bookshelves.



Circle Time Activities

- How do plants grow? Nurture the children's curiosity by planting beans. Pass a zip-top sandwich baggie to each child and write his/her name on the bag with a permanent marker. Invite the kids to dampen a paper towel, fold it, and insert it in their baggie. (Paper towels should be thoroughly damp but not dripping wet.) Add a dried lima bean to each bag, on top of the paper towel, and seal the bag closed. Tell the children to take their seeds home and tape them to a sunny window and to check them every day, or tape them in the bookstore or library window. Re-dampen paper towels as necessary. In 3–5 days, the seeds should germinate. Once leaves appear (1.5–2 weeks), remove seedlings from the bag and plant outside or in a flowerpot filled with potting mix.
- Play a variation of duck-duck-goose called “seed-seed-flower.” One child is the gardener and walks around the circle of seated children, gently tapping each child's head and saying “seed” with each tap. When the gardener says “flower” when tapping one child, that child jumps up and chases the gardener around the circle. If the gardener reaches the vacated space before being tagged, the “flower” child becomes the gardener for the next round.
- Read *Curious George Grows a Garden* aloud to the group.
- Place a number of items in a large sack or yard cleanup bag. Pull the items out one by one and ask the children if this is something we need to grow a garden. “Yes” items to include might be a flowerpot, a watering can, a seed packet, a picture of the sun, a bag of soil, a trowel, etc. Also put silly items in the bag that would *not* be used in gardening: an oven mitt, a baseball, a dog biscuit, a bike helmet, etc. The sillier the item, the more giggles from the children!
- Serve a selection of garden-grown fruits and veggies for a snack: apple slices, carrots, cucumber sticks, tangerines, etc.






#GetCurious

Curious About **GARDENING** Activity Sheet

Curious George loves to grow fruits and vegetables in his garden. Circle the foods that George likes to grow.





#GetCurious

SUMMER READING CLUB PARTY THEME


Curious About

NEIGHBORHOOD HEROES

What would we do without the people who make our community a better place? Teach your curious readers to say “thank you” with this fun party theme!

Decorating Tips

- Encourage staff to wear different hats or accessories to represent a variety of neighborhood heroes: firefighter, police officer, doctor, letter carrier, dentist, teacher, bus driver, lifeguard, etc.
- Hang a banner that says “Thank you, Neighborhood Heroes!” above your party area.
- Have a large display of fiction and nonfiction books featuring neighborhood heroes for kids and parents to look through, including *Curious George and the Firefighters*.
- Attach stars with neighborhood-hero jobs written on them (firefighter, police officer, etc.) around the party area and to bookcases.
- Decorate a cardboard box to look like a mailbox. Place it in a prominent location.



Circle Time Activities

- Talk about neighborhood heroes with the children. Put a set of the neighborhood hero stars (decoration idea above) in a plastic firefighter helmet and pull them out one by one. Discuss the ways in which each of these helpers makes our community a better place.
- Play a game of red light/green light with the leader taking the role of a police officer. When the officer’s back is turned, she says “green light” and the cars (children) can move slowly forward. When the officer turns to face the kids, she puts her hand in a stop position and says “red light” and the children freeze. The first child to reach the officer wins the round.
- Invite one or more of your own neighborhood heroes to read *Curious George and the Firefighters* aloud to the group and to talk with the kids about fire safety. Have the kids practice “stop, drop, and roll.”
- Letter carriers deliver our mail and also keep an eye on elderly neighbors. If a letter carrier notices a neighbor hasn’t retrieved his/her mail for a few days, the letter carrier can call for help to be sure everything is all right. Encourage the children to write notes to each other and to staff each time they visit and to drop their notes in the mailbox provided (see decorating tip). At each gathering, assign a child to be the letter carrier to retrieve notes from the box and deliver them.
- Make spotlight snacks with your curious readers. Spread peanut butter on a rectangular graham cracker segment and center three M&M candies down the middle of the cracker in spotlight order: red, yellow, and green.

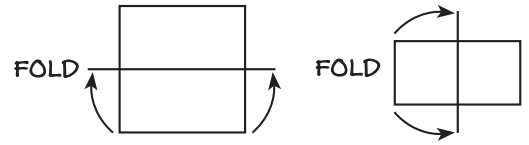




Curious About NEIGHBORHOOD HEROES Activity Sheet

#GetCurious

With an adult's help, write a thank-you note to one of your neighborhood heroes. Cut on the dotted line and fold as indicated to create your card.



CUT HERE



**THANK YOU
for being a
neighborhood
hero!**



Curious George™ curiousgeorge.com #GetCurious



#GetCurious

SUMMER READING CLUB PARTY THEME

Curious About BIRDS

Tweet, tweet! Birds are sweet! Inspire curiosity about our fine feathered friends with this fun party for the birds!

Decorating Tips

- Encourage staff to wear binoculars around their necks (see craft idea below).
- Tape pictures of birds on bookshelves and around the entire store or library. Put some in easy-to-spot locations, and make some more difficult to notice.
- Have a large display of fiction and nonfiction books featuring birds and local-area bird-watching guidebooks for kids and parents to look through, including *Curious George Builds a Home*.
- Hang birdhouses and bird feeders from light fixtures and tuck them into bookshelves.
- Arrange pillows in a circle on the floor in the party area and cover them and the floor space in the center with bedsheets to create a “nest” for story time.



Circle Time Activities

- Make birdwatching binoculars by wrapping a length of colorful duct tape around two toilet paper rolls set side by side. Create a neck strap by attaching a long piece of yarn to both sides of the binoculars with tape. Walk around the store or library in a line and have the children use their binoculars to spot the birds you’ve taped around the area. Remind them that bird watchers must be very quiet so they won’t startle the birds!
- Make simple bird feeders to take home. Have the children thread pipe cleaners with “O”-shaped cereal and then twist the pipe cleaner ends together to make a ring to hang on a tree branch.
- Invite the children to sit in the story “nest.” Read *Curious George Builds a Home* aloud to the group.
- Play recorded birdcalls to the children. Can they identify the birds by their songs? Can they imitate the songs they hear? Find free recordings at this Cornell Lab of Ornithology website: <http://www.allaboutbirds.org/how-to-learn-bird-songs-and-calls/>.
- Birds are found in every landscape! Encourage your curious birders to notice the birds living in your neighborhood. Which bird species are common to your area? Show pictures of local birds in a guidebook and help the children identify them.
- Serve bird-nest snacks to your curious readers. Add pretzel sticks and/or chow mein noodles to cupcake liners to make “nests,” and top each with three “egg” grapes.






#GetCurious

Curious About BIRDS Activity Sheet

Curious George loves to watch the birds in his neighborhood. Lots of ducks swim in the river nearby! Can you circle the ducks and count them?



How many baby ducklings? _____

How many grown-up ducks? _____



#GetCurious

SECTION 2

SUMMER READING CLUB Icebreaker Activities

No time to throw a big, themed Curious George party? No problem! The following pages contain icebreaker activities to add a little fun—and a little monkey mischief—to your existing summer reading clubs and events. Slip these activities into established reading groups or try them at summer reading events already planned for your store or library.

Cheer!

Start your summer events with a rousing cheer! Allow the children to call out their responses after each statement:

Give me an R!

R!

Give me an E!

E!

Give me an A!

A!

Give me a D!

D!

What's that spell?


READ!

I can't hear you!

READ!

One more time!

READ!



Mix it up by spelling different words:

Book! George! Curious! Fun!

Dance!

Curious George loves to dance! Teach your curious readers George's favorite dance: hop on right foot, hop on left foot, scratch your head, then scratch your belly! Repeat a few times until the children get the hang of it, then add some lively music. Can they follow your lead and dance facing forward for one cycle of the dance, then a quarter turn to the right, then another quarter turn, etc., until they complete a full circle?





#GetCurious

MORE SUMMER READING CLUB

Icebreaker Activities

#GetCurious

George is curious about everything! What intrigues your curious readers? Brainstorm a list with the group of all the things that they want to learn more about this summer. Are they curious about rocks? Airplanes? Dogs? Dinosaurs? Seashells? Thunderstorms? Highlight books in your store or library that can help children and families satisfy their curiosity about these ideas. While you're engaged with the children, have a staffer make copies of the list so you can hand it out at the end of the day for kids to take home.



Curious About Words

Pick an interesting vocabulary word and teach it to your curious readers. Examples include: *avian*, *aquatic*, *solar*, *civic*, *peruse*, *perspire*. Display a poster board and add each new word to it so you'll have a running list. If a child uses one of your vocabulary words in a sentence at any time over the summer, reward him/her with a special sticker. Expand the vocabularies of your curious readers so they'll be better communicators as they grow up!

Circle Story

Invite your curious readers to create their own story about everyone's favorite monkey. Have the children sit in a circle. The leader starts the story: "Curious George is curious about everything he sees. One day he went for a walk and saw a (pinecone)." The leader then repeats the story and invites the first child to add a new element: "Curious George is curious about everything he sees. One day he went for a walk and saw a pinecone and a (rabbit)." Continue around the circle repeating the story and pointing to each child in turn to chime in with his/her element as the story progresses.

Yoga Time!

Teach your curious readers some basic yoga positions—downward dog, cat, cow, star, half-moon, bird, tree—and encourage them to stretch their muscles. Can your curious readers create some fun yoga positions of their own? What might a monkey yoga position look like?

SECTION 3

Summer Promotional Ideas

Summer is a welcome respite for kids from the busy pace of school and sports and homework. Studies show it's also a time when students lose academic skills, so it's important to keep kids reading all summer long. Use the ideas below to encourage kids—and families—to celebrate their curiosity and keep learning while still enjoying all the fun that summer has to offer!

Looking for Big Ideas?

Campfire Sing-Along

Invite families to an evening sing-along around a fire in a portable fire pit. Have s'more supplies on hand and encourage families to bring their own marshmallow-roasting skewers. Contact your local performing arts high school to find a guitar-playing musician who can lead the sing-along. Read *Curious George Goes Camping* aloud. **#GetCurious:** Ask your guest musician to explain and demonstrate basic guitar chords.



Toy Teatime

Have an afternoon tea party where kids are encouraged to bring their favorite stuffed animals. Serve tea or lemonade and enjoy fun tea party treats and games. Read *Curious George* aloud. **#GetCurious:** We associate tea party rituals with Great Britain. What do your curious readers know about this island nation?

Circus Day

Everyone loves the circus! Have a circus-themed event with a mock big top and ringmaster. Invite a juggler to entertain the kids. Create circus-themed beanbag toss and Hula-Hoop games. Read *Curious George: Circus Act* aloud. **#GetCurious:** Elephants are a circus favorite. Learn about these giant pachyderms.

Adopt-a-Pet

Invite your local animal rescue group to showcase their adoptable animals at your site. Invite families to make dog and cat collar decorations and bring towels or other items to donate to the shelter. Read *Curious George and the Puppies* aloud. **#GetCurious:** Talk about safe ways to interact with dogs and cats. Make a list of dos and don'ts.

Baseball Fun

America's favorite pastime is in full swing in the summer months! Have a baseball-day event with ball-tossing games and invite families to come in garb representing their favorite teams. Serve hot dogs and Cracker Jack and sing a rousing chorus of "Take Me Out to the Ball Game." Read *Curious George at the Baseball Game* aloud. **#GetCurious:** Learn about team colors and names.

Summer Promotional Ideas

On the Simpler Side

Need a simple activity for a summer story hour? Try one or more of these quick craft ideas.

Summer Sun Fans

Pre-cut sun shapes from white card stock. Have kids use markers or crayons to color them and tape a craft stick to the back to make a handle. Read *Curious George Goes to the Beach* aloud. **#GetCurious:** Teach your curious readers how to say the word “sun” in several different languages.



A Penny Saved

Make simple banks with children by having them use stickers to decorate empty, lidded yogurt containers. Pre-cut a slit in each lid for coins to slip through. Read *Curious George Saves His Pennies* aloud. **#GetCurious:** Play counting games with pennies, nickels, dimes, and quarters.

Fourth of July Fun

Decorate white paper plates with red and blue markers and streamers and tape a craft stick to the back of each one to make a handle. Invite kids to wave their patriotic fans at your local Fourth of July festivities. Read *Curious George at the Parade* aloud. **#GetCurious:** Teach a patriotic song to your curious readers.


Dance Party

Have children decorate the back sides of two white paper plates. Place 4–5 small jingle bells on the front side of one plate. Place the second plate over the first so that the decorated sides are facing outward. Staple the plates together. Read *Curious George: Dance Party* aloud. Play some fun music and invite the kids to dance and shake their tambourines! **#GetCurious:** Talk about percussion instruments.

Birthday Bash

Buy plain colored pointed party hats from a party store. Invite the kids to decorate them with markers and stickers. Read *Curious George and the Birthday Surprise* aloud and serve mini cupcakes as a treat. **#GetCurious:** Poll the birth months of your curious readers and make a simple graph to illustrate which months feature the most and least birthdays.

Get Curious About Reading!




Celebrate Summer Reading with Curious George!

Date and Time:

Location:



#GetCurious curiousgeorge.com





I'm Curious About... Activity Sheet

What intrigues your curious readers? Pass out these cards and find out! Use them as a fun party favor or have kids fill them out and create a Curiosity Corner display. Put filled-in cards in a box and draw one at each Reading Club gathering as a conversation starter!



**I'm
Curious
About**

To find out more,
look in a book!



I'm Curious About

To find out more,
look in a book!



**I'm
Curious
About**

To find out more,
look in a book!



**I'm
Curious
About**

To find out more,
look in a book!



I'm Curious About

To find out more,
look in a book!



**I'm
Curious
About**

To find out more,
look in a book!





Goal Sheet

I'm a curious reader!

With an adult's help, I want to try
to read _____ books this summer.



I'm curious about these topics:



Signed,

CURIOUS READER

ADULT READING COACH

DATE





#GetCurious

Book Log

for

CURIOUS READER

List the books you read and rate each one!

Book Title

How Many Georges
Do You Give It?

RATING CHART

- 1 🐒 = Not My Favorite
2 🐒 🐒 = Pretty Good
3 🐒 🐒 🐒 = Good
4 🐒 🐒 🐒 🐒 = Great!
5 🐒 🐒 🐒 🐒 🐒 = My New Favorite!!






#GetCurious

Congratulations!



read _____ books this summer!

Good job, Curious Reader!



Signed,

ADULT READING COACH


DATE



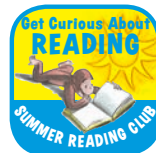



Name Tags


HELLO, MY NAME IS




HELLO, MY NAME IS




HELLO, MY NAME IS




HELLO, MY NAME IS



HELLO, MY NAME IS




HELLO, MY NAME IS





Color Me!

**Curious George is curious
about lollipops!**





Color Me!


**Curious George is curious
about reading!**






#GetCurious

Mask



Color George,
then cut out his head.
Tape a craft stick to the
back. You now have your
Curious George mask!

Be sure
to cut out
eyeholes so
you can see!





We Are OPEN!

*Welcome,
Curious Readers!*



Hours:



**Sorry,
We Are
CLOSED**

*Come back soon,
Curious Readers!*



Hours:



Get Curious About Reading

Book List

Here's a list of just a few of the Curious George titles that would be fun for your summer reading programs. Visit curiousgeorge.com/#shop for a complete listing of books and other materials.





Available June 2016!






Collector's Edition
Coming Fall 2016!



Available June 2016!





Available March 2016!



Available March 2016!



Available April 2016!



PICTURE BOOKS

Curious George Discovers Plants (Science Storybook)

978-0-544-65163-0 • \$9.99
10 x 8 • Paperback

978-0-544-65142-5 • \$20.99
10 x 8 • Paper over Board

Curious George Discovers the Stars (Science Storybook)

978-0-544-65164-7 • \$9.99
10 x 8 • Paperback

978-0-544-65162-3 • \$20.99
10 x 8 • Paper over Board

Curious George: Boxcar Derby

978-0-544-38077-6 • \$6.99
8 x 8 • Paperback

978-0-544-38078-3 • \$17.99
8 x 8 • Paper over Board

BOARD BOOKS

Curious George and the Bunny

978-0-544-56568-5 • \$9.99
7 x 7 • Board Book

Curious George and the Rocket

978-0-544-61095-8 • \$9.99
7 x 7 • Board Book

Curious George Goes Fishing

978-0-544-61097-2 • \$9.99
7 x 7 • Board Book

Curious George Loves to Ride

978-0-544-61102-3 • \$9.99
7 x 7 • Board Book

EARLY READERS

Curious George: Gymnastics Fun

978-0-544-43057-0 • \$5.99
6 x 9 • Paperback

Curious George: Lemonade Stand

978-0-544-65223-1 • \$5.50
6 x 9 • Paperback

978-0-544-65221-7 • \$17.99
6 x 9 • Paper over Board

Jorge el curioso El puesto de limonada / Curious George Lemonade Stand (bilingual)

978-0-544-65225-5 • \$5.50
6 x 9 • Paperback

978-0-544-65224-8 • \$17.99
6 x 9 • Paper over Board

CLASSIC ADVENTURES

Curious George

978-0-395-15023-8 • \$10.99
8.5 x 10.125 • Paperback

Curious George Goes to a Bookstore

978-0-544-32073-4 • \$18.99
8 x 8 • Hardcover

Curious George Classic Collection

978-0-544-56239-4 • \$54.99
Boxed Set • Hardcover

Includes copies of classic tales: Curious George, Curious George Takes a Job, Curious George Rides a Bike, Curious George Gets a Medal, Curious George Flies a Kite, Curious George Learns the Alphabet, and Curious George Goes to the Hospital

FOR READERS OF ALL AGES

Keep Curious and Carry a Banana

978-0-544-65648-2 • \$18.50
5 x 8 • Paper over Board

